

**Rajiv Vidya Mission (SSA), A. P., Hyderabad
Model Test Paper (Terminal)**

**Class : I
Oral: 80%**

Subject: English


Time: Flexible

Note the Teacher:

1. This is a model test paper. Teacher may also frame his / her own question paper based on this model.
2. Follow the given guidelines to conduct the oral test (annexed)

I Listening / Speaking

Ask the children to open Page no. 26 in My English World – I, develop some conversation and ask the questions given below

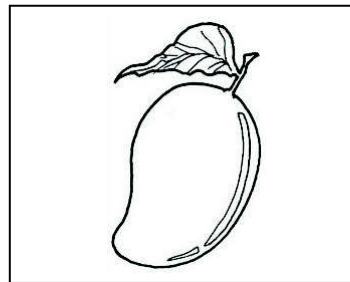

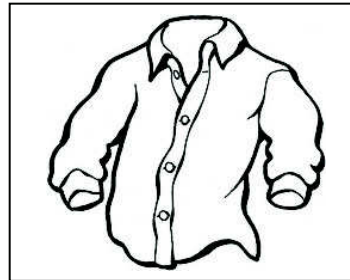
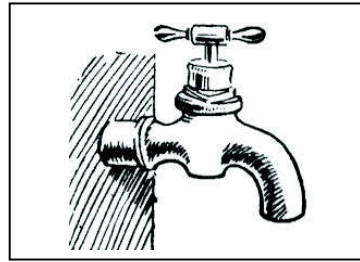


Questions:

1. Where are Ammu and Bittu?
2. What is Ammu showing to Bittu?
3. What are the places near the School?
4. How do you go to school?
5. Do you have a pet?
6. What are the places near your school?

II Reading and Responding

Ask the children to read the following pictures.



**Rajiv Vidya Mission (SSA), A. P., Hyderabad
Model Test Paper (Terminal)**

Class : I

Subject: English

Time: 1.30 Hrs

Written: 20%

Name of the Pupil : _____

Roll Number: _____

III Conventions of Writing:

1. Copy the following letters

d e h j k n o p s t

IV Vocabulary:



		r
--	--	----------



	o	g
--	----------	----------

@ @ @

Rajiv Vidya Mission (SSA), A. P., Hyderabad Model Question Papers for English Language

General Instructions to the teachers:

- ❖ Language is being primarily speech, ORAL test is given top priority at Primary Level.
- ❖ Towards going Upper classes more weightage is given to WRITTEN TEST.
- ❖ The question papers are prepared accordingly and questions are framed on the base of Academic Standards / Competencies.
- ❖ As due weightage is given to ORAL test, the written test timing is reduced. The following is the time schedule both for unit and terminal.

Classes	Unit	Terminal
I – V	40 Mts	1.30 hrs
VI – VIII	45 Mts	2.00 Hrs

- ❖ A model test paper is given for both unit and terminal tests.
- ❖ The concerned teachers may prepare their own, basing on the guidelines / instructions given.
- ❖ Do not conduct the oral test along with the written test, like a written test.
- ❖ Follow the guidelines given to conduct the Oral Test (Annexed)

Instructions to the teachers to conduct ORAL test

- ❖ Oral test should be conducted before or after written test.
- ❖ Do not combine ORAL test with WRITTEN test.
- ❖ It is not a time bounded test - FLEXIBLE
- ❖ It can be conducted individually or in pairs or in groups.
- ❖ It may be conducted in the classroom or outside the classroom, according to the convenience of the teacher as well as the students.
- ❖ The teacher needs preparation and well planning before conducting the test.
- ❖ The teacher should prepare **a pool of questions** for each test item.
- ❖ Administer the questions in a different way, such that all the students do not get the same type. Change the patter, such as.
 - *Thought generating questions*
 - *Inferential questions*
 - *Cause and consequence questions*
 - *Imaginary questions*
 - *Reflective questions etc.,*

The grades, awarded for the performance of the students, should be recorded immediately in the prepared sheets / lists which also helpful for CCE Evaluation.

Rajiv Vidya Mission (SSA), A. P., Hyderabad

English Language

SCHEME OF EVALUATION

In order to EVALUATE the responses given by the PUPILS / STUDENTS both in ORAL and WRITTEN, the FIVE POINT SCALE is suggested. This is applicable for both UNIT and TERMINAL.

The following TABLE show the way of Grading

S. No	Response	Grade	Score	Frequency Score
1	Out Standing	A ⁺	5	4.1 – 5
2	Excellent	A	4	3.1 - 4
3	Good	B ⁺	3	2.1 – 3
4	Fair	B	2	1.1 – 2
5	Needs Help	C	1	up to 1

How to award a Grade

- ❖ Each academic standard / competency will have sub-questions varies from 1 to 6.
- ❖ Each sub-question is awarded with eligible grade.
- ❖ Each grade is converted in to related SCORE.
- ❖ The total scores of main question (competency) have to be counted into single score

Example:

For Reading / Responding {Main question}

- *sub-questions asked / framed – 3*
- *If the grades awarded in the following way*

Sub Q. No	Grade	Score
1	A ⁺	5
2	A	4
3	B	2
Total Score		11

Computation:

- Total grade to be awarded to the competency (main question)

$$\text{i.e., } \frac{\text{Total Score}}{\text{No. of sub. questions}} = \frac{11}{3} = 3.66$$

- Being score value is 3.66, which falls in between [3.1 – 4], the grade is [A]

Over all grade

- After awarding each main question, overall grade as to be awarded as mentioned above.

Rajiv Vidya Mission (SSA), A. P., Hyderabad
English Language

WEIGHTAGE TABLE FOR TERMINAL TEST [Summative]

S. No	Classes Competencies	Primary Classes					Upper Classes		
		I	II	III	IV	V	VI	VII	VIII
1	Listening / Speaking (Oral)	6	6	5	5	4	6	6	4
2	Reading / Response (Oral) / written)	6	4	3	3	4	3	3	3
3	Creative Expression / writing (Oral / written)	-	2	1	1	2	2	2	2
4	Convention of writing (written)	1	1	3	3	2	3	3	3
5	Vocabulary (written)	2	2	1	1	2	3	3	4
6	Grammatical Awareness (written)	-	-	2	2	2	3	3	4
	Total Oral questions / (weightage)	12 {80%}	12 {80%}	9 {60%}	9 {60%}	8 {50%}	6 {30%}	6 {30%}	4 {20%}
	Total written questions / (weightage)	3 {20%}	3 {20%}	6 {40%}	6 {40%}	8 {50%}	14 {70%}	14 {70%}	16 {80%}
	Total questions / (weightage)	15 {100%}	15 {100%}	15 {100%}	15 {100%}	16 {100%}	20 {100%}	20 {100%}	20 {100%}

Note: 1) ORAL TEST

2) Figures in each column indicates number of sub questions under each competency.
